

School Annual Education Report (AER) Cover Letter

February 08, 2024

Dear Parents and Community Members:

We are pleased to present you with the Annual Education Report (AER) which provides key information on the 2022-23 educational progress for the MARTIN LUTHER KING, JR EDUCATION CENTER ACADEMY. The AER addresses the complex reporting information required by federal and state laws. The school's report contains information about student assessment, accountability, and teacher quality. If you have any questions about the AER, please contact Dr. Constance Price for assistance.

The AER is available for you to review electronically by visiting the following web site www.mlkeacademy.org or you may review a copy in the main office at your child's school.

For the 2022-2 school year, schools were identified using definitions and labels as required in Every Student Succeeds Act (ESSA). A Targeted Support and Improvement (TSI) school is one that has at least one underperforming student subgroup. An Additional Targeted Support (ATS) school is one that has three or more underperforming student subgroups. A Comprehensive Support and Improvement (CSI) school is one whose performance is in the lowest 5% of all schools in the state or has a graduation rate at or below 67%. Some schools are not identified with any of these labels. In these cases, no label is given.

* Note TSI and ATS definitions were changed for the 2019-20 school year per federal requirements. The new definitions are:

TSI – The school has at least one subgroup performing in the bottom 25% within each applicable accountability index component.

ATS – The school has met the criteria for TSI identification and has at least one subgroup performing at the same level as a CSI school.

Our school HAS NOT BEEN GIVEN ONE OF THESE LABELS.

During 2022-2023 School Year the Standardized test, M-STEP was administered. MLKECA achieved comparable scores to the ISD and State average, exceeding the average for some grades. We have also maintained the Measure of Academic Progress (MAP) test to measure student academic growth three times a year. Information used to rank schools is based on the development of the Top to Bottom list of schools and their performance.

Process for Assigning Pupils to the School

Students may enroll at MLKECA throughout the year as openings are available and space allows. Open enrollment dates in the spring are made public via flyers. If the number of applicants exceeds the number of slots available, students will be enrolled by lottery. All remaining applications will be placed on a waiting list for subsequent openings that may occur before and during the current academic year.

Status of the 3-5 year School Improvement Plan

The School Improvement Team consists of administrators, teachers, support staff, parents and community members. Annually, we conduct a review of our School Improvement Plan. School data drives the establishment of goals and objectives, and strategies and activities to be implemented for the school year. MLKECA continued as a Title I School-Wide district in the 2022-23 school year.

Description of each specialized school

MLKECA serves students in kindergarten through eighth grade. Our mission is to provide each student with a variety of accelerated learning opportunities appropriate to their individual abilities, coping skills, desire, and motivation that will propel them in the 21st century equipped to maximize their academic artistic, and technological potential in a diverse society.

Core Curriculum

MLKECA's core curriculum is aligned with the Michigan Grade Level Content Expectations (GLCE's) which are based on the Michigan Curriculum Framework and its Teaching and Learning and Assessment Standards. The curriculum committee is currently using crosswalks to transition to the Common Core State Standards. Curriculum mapping and pacing guides have been updated to ensure that all students are college and career ready. Check with MLK's office for accessibility to the Core Curriculum.

Measure of Academic Progress (MAP)

MAP testing was administered in the fall, midyear and spring during the 202-202school year to determine student academic progress. MAP is a nationally recognized test that provides national norms for comparison of student achievement in reading and math for students in grades 3-8. Tests are administered three times each year. The results for the 2021-22 school year are detailed in the AER.

Michigan Student Test of Educational Progress (M-STEP)

The Michigan Student Test of Educational Progress (M-STEP) was administered in 2021-202 school year. It was previously administered in April-June 2021 for Students in Grades 3rd -8th. The test was technology based. Test scheduling and enhanced technologies provided a flexible pace for students to achieve his or her best efforts in completing the assessment. Students trained in keyboarding and word processing while the purchase of new Chromebooks, laptops and tablets were acquired to ensure student excellence in technology-based testing.

Parent Teacher Conferences

MLKECA holds four parent teacher conferences each school year. Parents demonstrate commitment to their child's academic success by participation at a rate of 80% for our students in grades K-8.

Conclusion

MLKECA continues to make advances that will aggressively impact our student's academic success. In the 2022-23 school year, several supplemental resources were employed to improve student outcomes including Reading Specialist/Coaches, Reading & Math Interventionists, an exemplary reading program, afterschool tutoring and parent involvement programs/workshops. During the prior school years, MLKECA was informed of the following: 2020-21, MLK was informed the US News and World Report has ranked MLK elementary school as #1 and middle school as #11 in the city of Detroit! The publication used state assessment data in math and language arts from the 2018-19 school year. MLK is to be commended for its continued commitment to academic excellence!

In the 2018-19 school year, MLKECA's Superintendent, Dr. Constance Price, was honored as one of the 'Top Five Michigan Charter Administrators.' The recognition was awarded by MAPSA and acknowledged by our Michigan lawmakers. MAPSA stated that Dr. Price "...is deserving of a huge thank you... driving incredible results for MI students."

MLKECA was ranked as a top DPS Charter School in Detroit Public School's Charter School 2016-2017 portfolio. Our state score card color ranking was lime at 78.95% indicating extremely favorable.

MLKECA was ranked #1 Elementary and Middle School in the state with an A grade 'for outstanding achievement' by [The Michigan Context and Performance Report Card: Public Elementary and Middle Schools, 2015](#).

We received a B rating for our 2015 Excellent Schools Score Card Grade. According to Excellent Schools Score Card listing, we ranked within the top 10 of Detroit schools. Grades our calculated based on state standardized tests, student progress, and the overall culture of the school.

We hold the title of Academic State Champs for the 2014-15 school year. MLKECA was awarded the designation of *Academic State Champs* per Bridge Online Magazine.

Our school accomplished the highest MEAP Scores statewide, among schools with a high poverty level during the 2013-14 school year. Top 25 ranking within top-to-bottom listing of schools in Michigan for the 2013-14 school year by MDE. Recognition from the Mackinac Center as one of the Top 10 Elementary & Middle School in Michigan as of July 2013. Designation as a Reward School ranked MLKECA within the top 5% of schools in Michigan in 2013.

Our past awards and citations include – Golden Apple Award, Skillman Good Schools Grant, and Top Performing Charter – Beating the Odds. One hundred percent (100%) of our teachers are Highly Qualified. With the continued commitment of all stakeholders, we will meet the challenges of maintaining educational excellence in the 21st century.

Educationally,

Constance Price, Ph.D.
Administrative Director

Martin Luther King, Jr.

Education Center Academy

**ANNUAL EDUCATION REPORT
2022-2023**

**” Creating a culture of academic, artistic and
technological excellence “**

**CONSTANCE PRICE, PH. D.
Administrative Director**

MLKECA ANNUAL REPORT

2022-2023

TABLE OF CONTENTS

	<u>Page No.</u>
INTRODUCTION	2
SCHOOL IMPROVEMENT PLAN <i>Narrative description of the current school improvement plan activities</i>	3
STUDENT ACHIEVEMENT <i>Student Achievement results for one year of M-Step and MAP Subgroups-Male/Female</i>	4-5
PARENT PARTICIPATION <i>Narrative on parent-teacher conferences including the number and percentage students for whom parent-teacher conferences have been held.</i>	6
AVERAGE DAILY ATTENDANCE PERCENTAGE	7
SPECIALIZED SCHOOL DESCRIPTION <i>Description of specialized school's program and enrollment procedures.</i>	8
CORE CURRICULUM <i>Narrative of the school's core curriculum and how implemented.</i>	9-10
ACCREDITATION <i>Narrative explanation of school's current accreditation status. Teacher Qualification Data</i>	10
SCHOOL-LEVEL COMBINED REPORTS DATA FOR WAYNE RESA	11-64

INTRODUCTION

In compliance with the State of Michigan Public Act 25 of 1990, all schools are required to prepare an Annual Education Report which is to be presented to the school community in 2023. This report responds to that requirement by including all state specified components.

Our report includes information on the following:

1. The School Improvement Plan and results of our School Progress Report;
2. Student Achievement results for the M-Step and the Measures of Academic Progress, (MAP);
3. Parent-Participation information;
4. A description of our specialized school program;
5. Our school accreditation status; and
6. A description of the school's core curriculum

SCHOOL IMPROVEMENT PLAN

Martin Luther King, Jr. Education Center Academy revised the Title I School-wide School Improvement Plan in the 2022-23 school year, which supports the mission, goals, and objectives of our new district strategies, responsibilities, and timeline. Emphasis is placed on improving school effectiveness and increasing student achievement for all students in the school. Our School Improvement Plan focuses on the attainment of student outcome objectives in such areas as reading, mathematics, science, and student attendance.

Our School Improvement Plan is reviewed regularly based on monitoring and evaluation information, including the use of disaggregated data. The outcome of our review process is reflected in the continued implementation of successful strategies, discontinuation or modification of unsuccessful strategies and the initiation of new strategies that address needs which are not being met. Most of our strategies are research based.

The development and implementation of our plan has been a collaborative decision-making process involving all school constituencies (administrators, teachers, support staff, parents, community, and students). Our School Improvement Team meets regularly and provides progress reports to the school staff and the local school community organization. Professional development activities in support of our plan are conducted for both staff and parents.

STUDENT ACHIEVEMENT

2022-2023

MICHIGAN STUDENT TEST OF EDUCATIONAL PROGRESS (M-STEP)

The percentage of students proficient in the specific subjects on the Michigan Student Test of Educational Progress (M-STEP and PSAT):

Grades	Reading	Mathematics	Science	Social Studies
3	<3	<3	N/A	N/A
4	08	<3	N/A	N/A
5	12	07	<10	<3
6	19	<3	N/A	N/A
7	16	<3	N/A	N/A
8	14	<3	<10	14

MEASURES OF ACADEMIC PROGRESS (MAP)

Student Growth Summary Report on the MAP tests:

<u>Grades</u>	<u>MAP MEAN</u> <u>Reading</u> <u>Fall '22</u>	<u>MAP MEAN</u> <u>Reading</u> <u>Spring '23</u>	<u>Gain/loss</u>	<u>MAP MEAN</u> <u>Math</u> <u>Fall '22</u>	<u>MAP MEAN</u> <u>Math</u> <u>Spring '23</u>	<u>Gain/Loss</u>
K	138.1	166.2	28	137.9	169.7	32
1st	149.3	175.8	27	153.8	179.6	26
2nd	159.0	176.1	17	162.6	176.1	14
3rd	166.3	187.4	21	167.2	182.3	15
4th	185.6	196.4	11	183.2	193.9	11
5th	194.5	196.6	2	187.0	191.9	5
6th	197.4	204.8	7	195.4	202.3	7
7th	208.3	213.9	6	202.5	211.6	9
8th	211.8	218.1	6	211.3	221.6	10

2021-2022

MICHIGAN STUDENT TEST OF EDUCATIONAL PROGRESS (M-STEP)

The percentage of students proficient in the specific subjects on the Michigan Student Test of Educational Progress (M-STEP):

Grades	Reading	Mathematics	Science	Social Studies
3	16	19	N/A	N/A
4	20	23	N/A	N/A
5	16	20	20	20
6	29	10	N/A	N/A
7	20	20	N/A	N/A
8	N/A	N/A	50	50

MEASURES OF ACADEMIC PROGRESS (MAP)

Student Growth Summary Report on the MAP tests:

<u>Grades</u>	<u>MAP MEAN</u> <u>Reading</u> <u>Fall '21</u>	<u>MAP MEAN</u> <u>Reading</u> <u>Spring '22</u>	<u>Gain/loss</u>	<u>MAP MEAN</u> <u>Math</u> <u>Fall '21</u>	<u>MAP MEAN</u> <u>Math</u> <u>Spring '22</u>	<u>Gain/Loss</u>
8 TH	211.1	216.3	5	210.7	215.1	4
7 TH	209.4	209.0	0	205.3	212.4	7
6 TH	204.6	205.9	1	198.6	202.9	4
5 TH	193.8	199.7	6	190.1	196.6	7
4 TH	186.4	197.0	11	182.9	194.3	11
3 RD	172.1	183.7	12	170.8	181.6	11
2 ND	159.2	165.5	6	168.1	170.2	2
1 ST	149.5	164.3	15	152.9	170.2	17
K	150.2	176.9	27	151.7	179.2	28

PARENT PARTICIPATION

One of the most important factors in a child's educational success is the involvement of parents or guardians. It is important for parents and teachers to discuss students' progress on a regular basis. To encourage and measure parental participation, records are maintained and reported on the number and percentage of students whose parents or guardians participate in conferences. We define a conference as a face to face meeting between a parent or guardian of a student and a school educator for the purpose of improving the educational program or student learning for that student.

During the 2022-2023 school year **279** of our **360** students had a parent or guardian attend one or more conferences, a participation rate of **78%** percent. In the 2021-2022 school year **290** of our **372** students had a parent or guardian attend one or more conferences, a participation rate of **78%** percent. Most of these conferences were held during our four scheduled parent-teacher conferences, all of which were held immediately following report card marking periods. These conferences provided opportunities to address student academic and social needs and to discuss ways to strengthen school-home cooperation to increase student learning. Other conferences included those relating to student adjustment and student program planning.

In addition to the above Parent Teacher Conferences, parents support our school in many other ways, including meetings relating to the school program, extracurricular activities, tutoring, field trips, fund raising, social activities, parent nights and parent workshops. Our local school community organization is actively involved in supporting our school. School support provided by our parents is an essential and important ingredient in contributing to improving the quality of education and the achievement of students in our school.

ANNUAL REPORT ATTENDANCE STATISTICS 2022-2023

STUDENT ENROLLMENT: 372

The student attendance rate for the 2022-2023 academic school year for the Martin Luther King Jr. Education Center Academy was **75%**

SPECIALIZED SCHOOL DESCRIPTION

SCHOOL: Martin Luther King Jr., Education Center Academy

GRADE LEVEL SERVED: K-8

VISION OF SCHOOL: The vision of the Martin Luther King Jr., Education Center Academy is to create a community of well-rounded, life-long learners who will be productive citizens equipped to meet the academic, artistic, and technological challenges and diversity of the 21st century.

STUDENT ENROLLMENT: 360

HOW STUDENTS ARE ENROLLED:

Parents considering Martin Luther King Jr. Education Center Academy for their child are encouraged to tour the facility when classes are in session. An interview with the administration combined with a classroom visit is an enjoyable and effective way to become acquainted with the program.

An application form, an emergency card, birth certificate, and a health appraisal form should be completed and submitted to the school, along with academic records from the child's previous school. Orientation and signed parent involvement, school conduct code, and policy agreement forms are required prior to enrollment. Parents are contacted regarding their child's admission status when all the above requirements have been met.

HOW WELL GOALS OF THE SCHOOL ARE BEING MET:

Academic goals are continuously being met through creative, hands-on, innovative teaching techniques. Test scores are used to assess student academic progress and, parent, teacher, and student surveys are used to evaluate our academic program. Our goals within the performing arts are reached by student participation in various programs, such as MLKECA's Winter Concert, Spring Extravaganza, and African American History program. Without the assistance of parent volunteers and community agencies, we would not have been able to meet our goals in such a remarkable way.

CORE CURRICULUM

MISSION STATEMENT

The mission of the Martin Luther King Jr. Education Center Academy (MLKEC) is to provide each student with a variety of accelerated learning opportunities appropriate to their individual abilities, coping skills, desire, and motivation, that will propel them into the 21st century equipped to maximize their academic, artistic, and technological potential in a diverse society.

PHILOSOPHY

MLKECA believes that the values of life-long learning are nurtured in a positive, challenging educational environment where students, teachers, and parents work together to ensure that students find fulfilling personal work and meaningful educational lives.

EDUCATIONAL PROGRAM

The educational program at MLKECA is based on the belief that students need a diverse and challenging educational experience, provided by professionals with artistic as well as academic backgrounds. It also assumes that children can master basic concepts of reading and math at an early age. Beginning in kindergarten, students will be enrolled in an accelerated structured reading program, as well as foreign language.

Use of the arts in education is an effective way to stimulate interest and excitement about learning in that the arts appeal to many urges and interests of the developing child. An art infused curriculum meets the aesthetic as well as academic needs of students. Artistic instruction includes music, art, dance, drama and creative writing.

Technology is used as an enhancement to the learning process. The self-paced feature and diversity of our software programs, accommodates the various learning styles of our students. Student motivation is increased and resulting in higher achievement. The development of technological skills equips students to function in the 21st century.

Courses of study are designed to meet student educational needs while having a wide-range of opportunities to discover, explore, and develop his/her unique giftedness. Individualized programs allow for placement of students by ability. Evaluation of achievement is based on objectives attained. Class sizes are small allowing for greater differentiated instruction as well as small group activities.

CORE CURRICULUM (CONT'D)

CURRICULUM MODEL

Our curriculum model of instruction is based on recognized and accepted strands and objectives (Grade Level Content Expectations (GLCE's) for students age five through thirteen (K-8) as well as the newly implemented Common Core Standards. A primary focus is to provide all students with a variety of accelerated learning opportunities appropriate to their individual abilities, competency, skill levels, desire and motivation. Curriculum areas include mathematics education, science education, social studies education, language arts education, computer technology education, vocation education, health education and physical education. Accelerated offerings include a structured reading program beginning at kindergarten level, as well as foreign language. Artistic offerings include specialized music training in Suzuki strings, theory, glee club, dance (tap, ballet and modern) art, drama and creating writing.

GOALS

- To provide highly effective teaching from Kindergarten to Eighth grade.
- To provide for the emotional, intellectual, physical, social, aesthetic, and cultural needs of each student.
- To actualize potentials, capabilities and gifts through creative teaching and thinking.
- To teach basic knowledge in all subjects at given levels using interdisciplinary techniques.
- To foster the development of skills using constructive and critical thinking to enable the individual to deal effectively with problems which are new to his/her experience in ways which encourage him/her to act in an independent, self-fulfilling and responsible manner.
- To increase motivation and enthusiasm for learning through technology.

OBJECTIVES

- To develop character of the highest caliber through artistic as well as academic nurturing.
- To engage students in community service through performances.
- To provide incentives for creative and professional achievement especially as they enhance effectiveness in teaching.
- To encourage and foster parental involvement.
- To equip students with the technological skills needed for success in the 21st century.

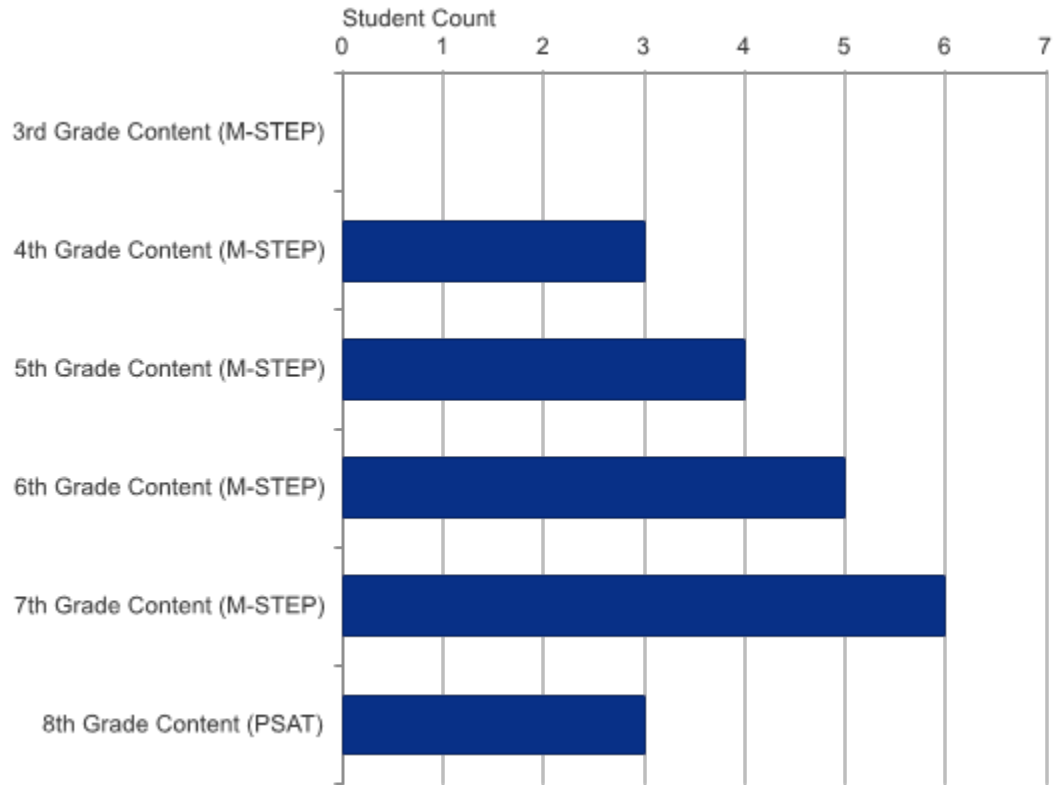
TEACHER QUALIFICATION DATA

100% of all teachers are highly qualified.

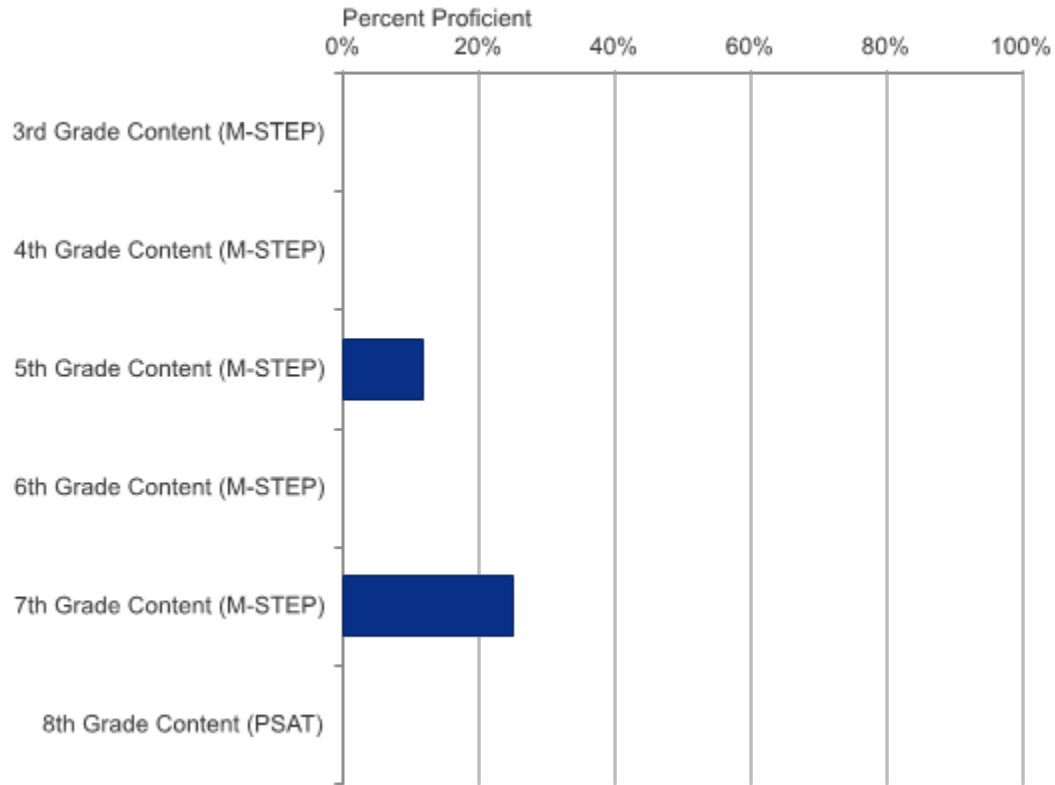
Professional Qualifications of all Elementary, Middle School, and Administrative Staff:

Bachelors	Masters	Ph. D
16	8	3

Grades 3-8 Assessments: Proficiency Snapshot Martin Luther King, Jr. Education Center Academy (07425): 2022-23 / M-STEP / All Grades (Compared) / ELA / All Students



Grades 3-8 Assessments: Proficiency Snapshot Martin Luther King, Jr. Education Center Academy (07425): 2022-23 / M-STEP / All Grades (Compared) / ELA / All Students



Grades 3-8 Assessments: Proficiency Snapshot Martin Luther King, Jr. Education Center Academy (07425): 2022-23 / M-STEP / All Grades (Compared) / ELA / All Students

Location Name	Assessment Program	Assessment Subject	Grade Level Content	Number Students Advanced or Proficient	Number Advanced	Number Proficient	Number Partially Proficient	Number Not Proficient	Partially or Not Proficient	Number Assessed
Martin Luther King, Jr. Education Center Academy	M-STEP	English Language Arts	3rd Grade Content	<3	<3	<3	*	*	*	27
Martin Luther King, Jr. Education Center Academy	M-STEP	English Language Arts	4th Grade Content	3	<3	*	6	26	32	35
Martin Luther King, Jr. Education Center Academy	M-STEP	English Language Arts	5th Grade Content	4	<3	*	8	22	30	34
Martin Luther King, Jr. Education Center Academy	M-STEP	English Language Arts	6th Grade Content	5	<3	*	11	10	21	26
Martin Luther King, Jr. Education Center Academy	M-STEP	English Language Arts	7th Grade Content	6	<3	*	8	10	18	24

Grades 3-8 Assessments: Proficiency Snapshot Martin Luther King, Jr. Education Center Academy (07425): 2022-23 / M-STEP / All Grades (Compared) / ELA / All Students

Location Name	Assessment Program	Assessment Subject	Grade Level Content	Number Students Advanced or Proficient	Number Advanced	Number Proficient	Number Partially Proficient	Number Not Proficient	Partially or Not Proficient	Number Assessed
Martin Luther King, Jr. Education Center Academy	PSAT	Evidenced-Based Reading and Writing	8th Grade Content	3	<3	<3	4	14	18	21

Grades 3-8 Assessments: Proficiency Snapshot Martin Luther King, Jr. Education Center Academy (07425): 2022-23 / M-STEP / All Grades (Compared) / ELA / All Students

Location Type	Location Name	Assessment Program	Assessment Subject	Grade Level Content	Number Students Advanced or Proficient	Number Advanced	Number Proficient	Number Partially Proficient	Number Not Proficient	Partially or Not Proficient	Number Assessed
Statewide	Statewide	M-STEP	English Language Arts	3rd Grade Content	40362	20306	20056	24210	34143	58353	98715
Statewide	Statewide	M-STEP	English Language Arts	4th Grade Content	43415	22248	21167	19586	34893	54479	97894
Statewide	Statewide	M-STEP	English Language Arts	5th Grade Content	43225	17126	26099	20923	34255	55178	98403
Statewide	Statewide	M-STEP	English Language Arts	6th Grade Content	37172	11460	25712	26460	35482	61942	99114
Statewide	Statewide	M-STEP	English Language Arts	7th Grade Content	36273	9612	26661	27587	34351	61938	98211
Statewide	Statewide	PSAT	Evidenced-Based Reading and Writing	8th Grade Content	59083	37277	21806	14976	24873	39849	98932
ISD	Wayne RESA	M-STEP	English Language Arts	3rd Grade Content	5764	2814	2950	4343	9078	13421	19185
ISD	Wayne RESA	M-STEP	English Language Arts	4th Grade Content	6352	3100	3252	3508	8918	12426	18778
ISD	Wayne RESA	M-STEP	English Language Arts	5th Grade Content	6099	2211	3888	3791	8868	12659	18758

Grades 3-8 Assessments: Proficiency Snapshot Martin Luther King, Jr. Education Center Academy (07425): 2022-23 / M-STEP / All Grades (Compared) / ELA / All Students

Location Type	Location Name	Assessment Program	Assessment Subject	Grade Level Content	Number Students Advanced or Proficient	Number Advanced	Number Proficient	Number Partially Proficient	Number Not Proficient	Partially or Not Proficient	Number Assessed
ISD	Wayne RESA	M-STEP	English Language Arts	6th Grade Content	5358	1567	3791	4871	8637	13508	18866
ISD	Wayne RESA	M-STEP	English Language Arts	7th Grade Content	5414	1409	4005	4878	8064	12942	18356
ISD	Wayne RESA	PSAT	Evidenced-Based Reading and Writing	8th Grade Content	8774	5216	3558	3048	6594	9642	18416
District	Martin Luther King, Jr. Education Center Academy	M-STEP	English Language Arts	3rd Grade Content	<3	<3	<3	*	*	*	27
District	Martin Luther King, Jr. Education Center Academy	M-STEP	English Language Arts	4th Grade Content	3	<3	*	6	26	32	35
District	Martin Luther King, Jr. Education Center Academy	M-STEP	English Language Arts	5th Grade Content	4	<3	*	8	22	30	34

Grades 3-8 Assessments: Proficiency Snapshot Martin Luther King, Jr. Education Center Academy (07425): 2022-23 / M-STEP / All Grades (Compared) / ELA / All Students

Location Type	Location Name	Assessment Program	Assessment Subject	Grade Level Content	Number Students Advanced or Proficient	Number Advanced	Number Proficient	Number Partially Proficient	Number Not Proficient	Partially or Not Proficient	Number Assessed
District	Martin Luther King, Jr. Education Center Academy	M-STEP	English Language Arts	6th Grade Content	5	<3	*	11	10	21	26
District	Martin Luther King, Jr. Education Center Academy	M-STEP	English Language Arts	7th Grade Content	6	<3	*	8	10	18	24
District	Martin Luther King, Jr. Education Center Academy	PSAT	Evidenced-Based Reading and Writing	8th Grade Content	3	<3	<3	4	14	18	21
School	Martin Luther King, Jr. Education Center Academy	M-STEP	English Language Arts	3rd Grade Content	<3	<3	<3	*	*	*	27
School	Martin Luther King, Jr. Education Center Academy	M-STEP	English Language Arts	4th Grade Content	3	<3	*	6	26	32	35

Grades 3-8 Assessments: Proficiency Snapshot Martin Luther King, Jr. Education Center Academy (07425): 2022-23 / M-STEP / All Grades (Compared) / ELA / All Students

Location Type	Location Name	Assessment Program	Assessment Subject	Grade Level Content	Number Students Advanced or Proficient	Number Advanced	Number Proficient	Number Partially Proficient	Number Not Proficient	Partially or Not Proficient	Number Assessed
School	Martin Luther King, Jr. Education Center Academy	M-STEP	English Language Arts	5th Grade Content	4	<3	*	8	22	30	34
School	Martin Luther King, Jr. Education Center Academy	M-STEP	English Language Arts	6th Grade Content	5	<3	*	11	10	21	26
School	Martin Luther King, Jr. Education Center Academy	M-STEP	English Language Arts	7th Grade Content	6	<3	*	8	10	18	24
School	Martin Luther King, Jr. Education Center Academy	PSAT	Evidenced-Based Reading and Writing	8th Grade Content	3	<3	<3	4	14	18	21

Grades 3-8 Assessments: Proficiency Snapshot Martin Luther King, Jr. Education Center Academy (07425): 2022-23 / M-STEP / All Grades (Compared) / ELA / All Students

Location Name	Assessment Program	Assessment Subject	Grade Level Content	Percent Students Advanced or Proficient	Percent Advanced	Percent Proficient	Percent Partially Proficient	Percent Not Proficient	Percent Partially or Not Proficient	Number Assessed
Martin Luther King, Jr. Education Center Academy	M-STEP	English Language Arts	3rd Grade Content	≤20%	≤20%	≤20%	*	*	≥80%	27
Martin Luther King, Jr. Education Center Academy	M-STEP	English Language Arts	4th Grade Content	≤10%	≤10%	≤10%	*	*	≥90%	35
Martin Luther King, Jr. Education Center Academy	M-STEP	English Language Arts	5th Grade Content	11.8%	≤10%	≤10%	23.5%	64.7%	88.2%	34
Martin Luther King, Jr. Education Center Academy	M-STEP	English Language Arts	6th Grade Content	≤20%	≤20%	≤20%	*	*	≥80%	26
Martin Luther King, Jr. Education Center Academy	M-STEP	English Language Arts	7th Grade Content	25.0%	≤20%	*	33.3%	41.7%	75.0%	24

Grades 3-8 Assessments: Proficiency Snapshot Martin Luther King, Jr. Education Center Academy (07425): 2022-23 / M-STEP / All Grades (Compared) / ELA / All Students

Location Name	Assessment Program	Assessment Subject	Grade Level Content	Percent Students Advanced or Proficient	Percent Advanced	Percent Proficient	Percent Partially Proficient	Percent Not Proficient	Percent Partially or Not Proficient	Number Assessed
Martin Luther King, Jr. Education Center Academy	PSAT	Evidenced-Based Reading and Writing	8th Grade Content	≤20%	≤20%	≤20%	≤20%	*	≥80%	21

Grades 3-8 Assessments: Proficiency Snapshot Martin Luther King, Jr. Education Center Academy (07425): 2022-23 / M-STEP / All Grades (Compared) / ELA / All Students

Location Type	Location Name	Assessment Program	Assessment Subject	Grade Level Content	Percent Students Advanced or Proficient	Percent Advanced	Percent Proficient	Percent Partially Proficient	Percent Not Proficient	Percent Partially or Not Proficient	Number Assessed
Statewide	Statewide	M-STEP	English Language Arts	3rd Grade Content	40.9%	20.6%	20.3%	24.5%	34.6%	59.1%	98715
Statewide	Statewide	M-STEP	English Language Arts	4th Grade Content	44.3%	22.7%	21.6%	20.0%	35.6%	55.7%	97894
Statewide	Statewide	M-STEP	English Language Arts	5th Grade Content	43.9%	17.4%	26.5%	21.3%	34.8%	56.1%	98403
Statewide	Statewide	M-STEP	English Language Arts	6th Grade Content	37.5%	11.6%	25.9%	26.7%	35.8%	62.5%	99114
Statewide	Statewide	M-STEP	English Language Arts	7th Grade Content	36.9%	9.8%	27.1%	28.1%	35.0%	63.1%	98211
Statewide	Statewide	PSAT	Evidenced-Based Reading and Writing	8th Grade Content	59.7%	37.7%	22.0%	15.1%	25.1%	40.3%	98932
ISD	Wayne RESA	M-STEP	English Language Arts	3rd Grade Content	30.0%	14.7%	15.4%	22.6%	47.3%	70.0%	19185
ISD	Wayne RESA	M-STEP	English Language Arts	4th Grade Content	33.8%	16.5%	17.3%	18.7%	47.5%	66.2%	18778
ISD	Wayne RESA	M-STEP	English Language Arts	5th Grade Content	32.5%	11.8%	20.7%	20.2%	47.3%	67.5%	18758

Grades 3-8 Assessments: Proficiency Snapshot Martin Luther King, Jr. Education Center Academy (07425): 2022-23 / M-STEP / All Grades (Compared) / ELA / All Students

Location Type	Location Name	Assessment Program	Assessment Subject	Grade Level Content	Percent Students Advanced or Proficient	Percent Advanced	Percent Proficient	Percent Partially Proficient	Percent Not Proficient	Percent Partially or Not Proficient	Number Assessed
ISD	Wayne RESA	M-STEP	English Language Arts	6th Grade Content	28.4%	8.3%	20.1%	25.8%	45.8%	71.6%	18866
ISD	Wayne RESA	M-STEP	English Language Arts	7th Grade Content	29.5%	7.7%	21.8%	26.6%	43.9%	70.5%	18356
ISD	Wayne RESA	PSAT	Evidenced-Based Reading and Writing	8th Grade Content	47.6%	28.3%	19.3%	16.6%	35.8%	52.4%	18416
District	Martin Luther King, Jr. Education Center Academy	M-STEP	English Language Arts	3rd Grade Content	≤20%	≤20%	≤20%	*	*	≥80%	27
District	Martin Luther King, Jr. Education Center Academy	M-STEP	English Language Arts	4th Grade Content	≤10%	≤10%	≤10%	*	*	≥90%	35
District	Martin Luther King, Jr. Education Center Academy	M-STEP	English Language Arts	5th Grade Content	11.8%	≤10%	≤10%	23.5%	64.7%	88.2%	34


Grades 3-8 Assessments: Proficiency Snapshot Martin Luther King, Jr. Education Center Academy (07425): 2022-23 / M-STEP / All Grades (Compared) / ELA / All Students

Location Type	Location Name	Assessment Program	Assessment Subject	Grade Level Content	Percent Students Advanced or Proficient	Percent Advanced	Percent Proficient	Percent Partially Proficient	Percent Not Proficient	Percent Partially or Not Proficient	Number Assessed
District	Martin Luther King, Jr. Education Center Academy	M-STEP	English Language Arts	6th Grade Content	≤20%	≤20%	≤20%	*	*	≥80%	26
District	Martin Luther King, Jr. Education Center Academy	M-STEP	English Language Arts	7th Grade Content	25.0%	≤20%	*	33.3%	41.7%	75.0%	24
District	Martin Luther King, Jr. Education Center Academy	PSAT	Evidenced-Based Reading and Writing	8th Grade Content	≤20%	≤20%	≤20%	≤20%	*	≥80%	21
School	Martin Luther King, Jr. Education Center Academy	M-STEP	English Language Arts	3rd Grade Content	≤20%	≤20%	≤20%	*	*	≥80%	27
School	Martin Luther King, Jr. Education Center Academy	M-STEP	English Language Arts	4th Grade Content	≤10%	≤10%	≤10%	*	*	≥90%	35

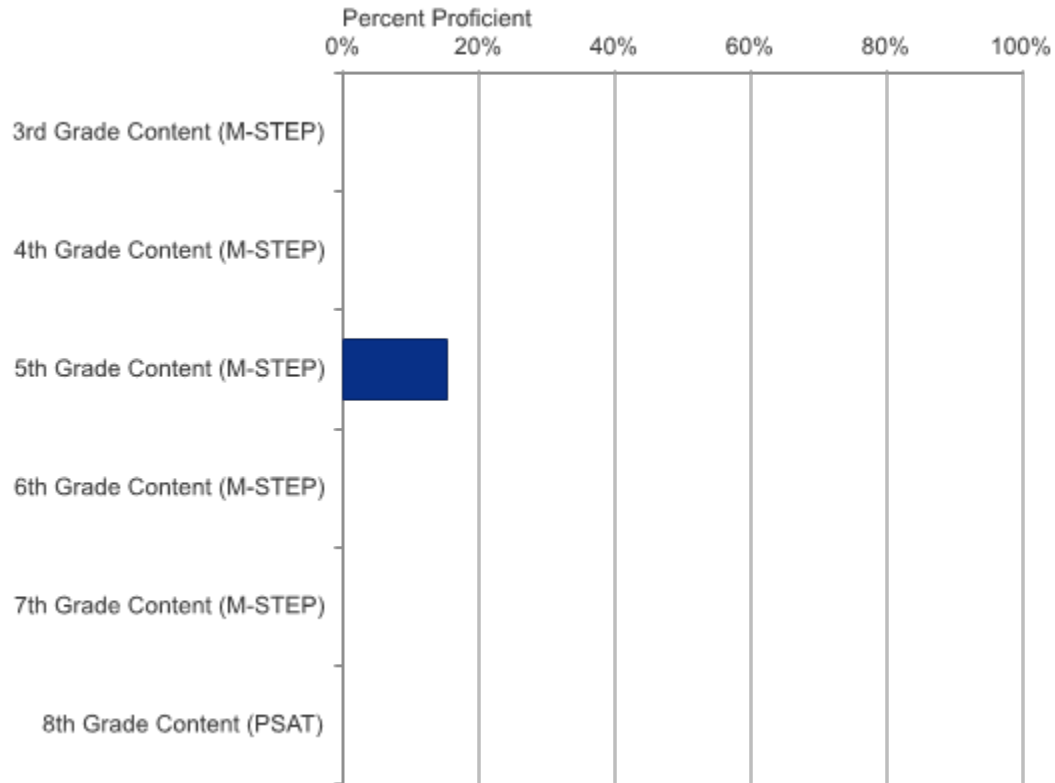
Grades 3-8 Assessments: Proficiency Snapshot Martin Luther King, Jr. Education Center Academy (07425): 2022-23 / M-STEP / All Grades (Compared) / ELA / All Students

Location Type	Location Name	Assessment Program	Assessment Subject	Grade Level Content	Percent Students Advanced or Proficient	Percent Advanced	Percent Proficient	Percent Partially Proficient	Percent Not Proficient	Percent Partially or Not Proficient	Number Assessed
School	Martin Luther King, Jr. Education Center Academy	M-STEP	English Language Arts	5th Grade Content	11.8%	≤10%	≤10%	23.5%	64.7%	88.2%	34
School	Martin Luther King, Jr. Education Center Academy	M-STEP	English Language Arts	6th Grade Content	≤20%	≤20%	≤20%	*	*	≥80%	26
School	Martin Luther King, Jr. Education Center Academy	M-STEP	English Language Arts	7th Grade Content	25.0%	≤20%	*	33.3%	41.7%	75.0%	24
School	Martin Luther King, Jr. Education Center Academy	PSAT	Evidenced-Based Reading and Writing	8th Grade Content	≤20%	≤20%	≤20%	≤20%	*	≥80%	21

Grades 3-8 Assessments: Proficiency Snapshot Martin Luther King, Jr. Education Center Academy (07425): 2022-23 / M-STEP / All Grades (Compared) / Mathematics / All Students



Grades 3-8 Assessments: Proficiency Snapshot Martin Luther King, Jr. Education Center Academy (07425): 2022-23 / M-STEP / All Grades (Compared) / Mathematics / All Students



Grades 3-8 Assessments: Proficiency Snapshot Martin Luther King, Jr. Education Center Academy (07425): 2022-23 / M-STEP / All Grades (Compared) / Mathematics / All Students

Location Name	Assessment Program	Assessment Subject	Grade Level Content	Number Students Advanced or Proficient	Number Advanced	Number Proficient	Number Partially Proficient	Number Not Proficient	Partially or Not Proficient	Number Assessed
Martin Luther King, Jr. Education Center Academy	M-STEP	Mathematics Overall	3rd Grade Content	<3	<3	<3	*	*	*	27
Martin Luther King, Jr. Education Center Academy	M-STEP	Mathematics Overall	4th Grade Content	<3	<3	<3	*	*	*	34
Martin Luther King, Jr. Education Center Academy	M-STEP	Mathematics Overall	5th Grade Content	5	<3	*	10	18	28	33
Martin Luther King, Jr. Education Center Academy	M-STEP	Mathematics Overall	6th Grade Content	<3	<3	<3	*	*	*	26
Martin Luther King, Jr. Education Center Academy	M-STEP	Mathematics Overall	7th Grade Content	4	<3	*	<3	*	20	24
Martin Luther King, Jr. Education Center Academy	PSAT	Mathematics Overall	8th Grade Content	<3	<3	<3	*	*	*	21

Grades 3-8 Assessments: Proficiency Snapshot Martin Luther King, Jr. Education Center Academy (07425): 2022-23 / M-STEP / All Grades (Compared) / Mathematics / All Students

Location Type	Location Name	Assessment Program	Assessment Subject	Grade Level Content	Number Students Advanced or Proficient	Number Advanced	Number Proficient	Number Partially Proficient	Number Not Proficient	Partially or Not Proficient	Number Assessed
Statewide	Statewide	M-STEP	Mathematics Overall	3rd Grade Content	42519	17796	24723	23986	32639	56625	99144
Statewide	Statewide	M-STEP	Mathematics Overall	4th Grade Content	37873	14889	22984	31135	29167	60302	98175
Statewide	Statewide	M-STEP	Mathematics Overall	5th Grade Content	31126	15141	15985	26443	41141	67584	98710
Statewide	Statewide	M-STEP	Mathematics Overall	6th Grade Content	29370	12926	16444	29418	40499	69917	99287
Statewide	Statewide	M-STEP	Mathematics Overall	7th Grade Content	30531	13001	17530	25482	42366	67848	98379
Statewide	Statewide	PSAT	Mathematics Overall	8th Grade Content	35930	11770	24160	33630	29484	63114	99044
ISD	Wayne RESA	M-STEP	Mathematics Overall	3rd Grade Content	6159	2401	3758	4378	8765	13143	19302
ISD	Wayne RESA	M-STEP	Mathematics Overall	4th Grade Content	5332	2014	3318	5621	7898	13519	18851
ISD	Wayne RESA	M-STEP	Mathematics Overall	5th Grade Content	4134	2032	2102	4200	10544	14744	18878

Grades 3-8 Assessments: Proficiency Snapshot Martin Luther King, Jr. Education Center Academy (07425): 2022-23 / M-STEP / All Grades (Compared) / Mathematics / All Students

Location Type	Location Name	Assessment Program	Assessment Subject	Grade Level Content	Number Students Advanced or Proficient	Number Advanced	Number Proficient	Number Partially Proficient	Number Not Proficient	Partially or Not Proficient	Number Assessed
ISD	Wayne RESA	M-STEP	Mathematics Overall	6th Grade Content	3927	1714	2213	4731	10243	14974	18901
ISD	Wayne RESA	M-STEP	Mathematics Overall	7th Grade Content	4050	1742	2308	4082	10250	14332	18382
ISD	Wayne RESA	PSAT	Mathematics Overall	8th Grade Content	4933	1681	3252	6279	7229	13508	18441
District	Martin Luther King, Jr. Education Center Academy	M-STEP	Mathematics Overall	3rd Grade Content	<3	<3	<3	*	*	*	27
District	Martin Luther King, Jr. Education Center Academy	M-STEP	Mathematics Overall	4th Grade Content	<3	<3	<3	*	*	*	34
District	Martin Luther King, Jr. Education Center Academy	M-STEP	Mathematics Overall	5th Grade Content	5	<3	*	10	18	28	33

Grades 3-8 Assessments: Proficiency Snapshot Martin Luther King, Jr. Education Center Academy (07425): 2022-23 / M-STEP / All Grades (Compared) / Mathematics / All Students

Location Type	Location Name	Assessment Program	Assessment Subject	Grade Level Content	Number Students Advanced or Proficient	Number Advanced	Number Proficient	Number Partially Proficient	Number Not Proficient	Partially or Not Proficient	Number Assessed
District	Martin Luther King, Jr. Education Center Academy	M-STEP	Mathematics Overall	6th Grade Content	<3	<3	<3	*	*	*	26
District	Martin Luther King, Jr. Education Center Academy	M-STEP	Mathematics Overall	7th Grade Content	4	<3	*	<3	*	20	24
District	Martin Luther King, Jr. Education Center Academy	PSAT	Mathematics Overall	8th Grade Content	<3	<3	<3	*	*	*	21
School	Martin Luther King, Jr. Education Center Academy	M-STEP	Mathematics Overall	3rd Grade Content	<3	<3	<3	*	*	*	27
School	Martin Luther King, Jr. Education Center Academy	M-STEP	Mathematics Overall	4th Grade Content	<3	<3	<3	*	*	*	34

Grades 3-8 Assessments: Proficiency Snapshot Martin Luther King, Jr. Education Center Academy (07425): 2022-23 / M-STEP / All Grades (Compared) / Mathematics / All Students

Location Type	Location Name	Assessment Program	Assessment Subject	Grade Level Content	Number Students Advanced or Proficient	Number Advanced	Number Proficient	Number Partially Proficient	Number Not Proficient	Partially or Not Proficient	Number Assessed
School	Martin Luther King, Jr. Education Center Academy	M-STEP	Mathematics Overall	5th Grade Content	5	<3	*	10	18	28	33
School	Martin Luther King, Jr. Education Center Academy	M-STEP	Mathematics Overall	6th Grade Content	<3	<3	<3	*	*	*	26
School	Martin Luther King, Jr. Education Center Academy	M-STEP	Mathematics Overall	7th Grade Content	4	<3	*	<3	*	20	24
School	Martin Luther King, Jr. Education Center Academy	PSAT	Mathematics Overall	8th Grade Content	<3	<3	<3	*	*	*	21

Grades 3-8 Assessments: Proficiency Snapshot Martin Luther King, Jr. Education Center Academy (07425): 2022-23 / M-STEP / All Grades (Compared) / Mathematics / All Students

Location Name	Assessment Program	Assessment Subject	Grade Level Content	Percent Students Advanced or Proficient	Percent Advanced	Percent Proficient	Percent Partially Proficient	Percent Not Proficient	Percent Partially or Not Proficient	Number Assessed
Martin Luther King, Jr. Education Center Academy	M-STEP	Mathematics Overall	3rd Grade Content	≤20%	≤20%	≤20%	≤20%	≥80%	≥80%	27
Martin Luther King, Jr. Education Center Academy	M-STEP	Mathematics Overall	4th Grade Content	≤10%	≤10%	≤10%	*	*	≥90%	34
Martin Luther King, Jr. Education Center Academy	M-STEP	Mathematics Overall	5th Grade Content	15.2%	≤10%	≤10%	30.3%	54.5%	84.8%	33
Martin Luther King, Jr. Education Center Academy	M-STEP	Mathematics Overall	6th Grade Content	≤20%	≤20%	≤20%	≤20%	≥80%	≥80%	26
Martin Luther King, Jr. Education Center Academy	M-STEP	Mathematics Overall	7th Grade Content	≤20%	≤20%	≤20%	≤20%	*	≥80%	24
Martin Luther King, Jr. Education Center Academy	PSAT	Mathematics Overall	8th Grade Content	≤20%	≤20%	≤20%	*	*	≥80%	21

Grades 3-8 Assessments: Proficiency Snapshot Martin Luther King, Jr. Education Center Academy (07425): 2022-23 / M-STEP / All Grades (Compared) / Mathematics / All Students

Location Type	Location Name	Assessment Program	Assessment Subject	Grade Level Content	Percent Students Advanced or Proficient	Percent Advanced	Percent Proficient	Percent Partially Proficient	Percent Not Proficient	Percent Partially or Not Proficient	Number Assessed
Statewide	Statewide	M-STEP	Mathematics Overall	3rd Grade Content	42.9%	17.9%	24.9%	24.2%	32.9%	57.1%	99144
Statewide	Statewide	M-STEP	Mathematics Overall	4th Grade Content	38.6%	15.2%	23.4%	31.7%	29.7%	61.4%	98175
Statewide	Statewide	M-STEP	Mathematics Overall	5th Grade Content	31.5%	15.3%	16.2%	26.8%	41.7%	68.5%	98710
Statewide	Statewide	M-STEP	Mathematics Overall	6th Grade Content	29.6%	13.0%	16.6%	29.6%	40.8%	70.4%	99287
Statewide	Statewide	M-STEP	Mathematics Overall	7th Grade Content	31.0%	13.2%	17.8%	25.9%	43.1%	69.0%	98379
Statewide	Statewide	PSAT	Mathematics Overall	8th Grade Content	36.3%	11.9%	24.4%	34.0%	29.8%	63.7%	99044
ISD	Wayne RESA	M-STEP	Mathematics Overall	3rd Grade Content	31.9%	12.4%	19.5%	22.7%	45.4%	68.1%	19302
ISD	Wayne RESA	M-STEP	Mathematics Overall	4th Grade Content	28.3%	10.7%	17.6%	29.8%	41.9%	71.7%	18851
ISD	Wayne RESA	M-STEP	Mathematics Overall	5th Grade Content	21.9%	10.8%	11.1%	22.2%	55.9%	78.1%	18878

Grades 3-8 Assessments: Proficiency Snapshot Martin Luther King, Jr. Education Center Academy (07425): 2022-23 / M-STEP / All Grades (Compared) / Mathematics / All Students

Location Type	Location Name	Assessment Program	Assessment Subject	Grade Level Content	Percent Students Advanced or Proficient	Percent Advanced	Percent Proficient	Percent Partially Proficient	Percent Not Proficient	Percent Partially or Not Proficient	Number Assessed
ISD	Wayne RESA	M-STEP	Mathematics Overall	6th Grade Content	20.8%	9.1%	11.7%	25.0%	54.2%	79.2%	18901
ISD	Wayne RESA	M-STEP	Mathematics Overall	7th Grade Content	22.0%	9.5%	12.6%	22.2%	55.8%	78.0%	18382
ISD	Wayne RESA	PSAT	Mathematics Overall	8th Grade Content	26.8%	9.1%	17.6%	34.0%	39.2%	73.2%	18441
District	Martin Luther King, Jr. Education Center Academy	M-STEP	Mathematics Overall	3rd Grade Content	≤20%	≤20%	≤20%	≤20%	≥80%	≥80%	27
District	Martin Luther King, Jr. Education Center Academy	M-STEP	Mathematics Overall	4th Grade Content	≤10%	≤10%	≤10%	*	*	≥90%	34
District	Martin Luther King, Jr. Education Center Academy	M-STEP	Mathematics Overall	5th Grade Content	15.2%	≤10%	≤10%	30.3%	54.5%	84.8%	33

Grades 3-8 Assessments: Proficiency Snapshot Martin Luther King, Jr. Education Center Academy (07425): 2022-23 / M-STEP / All Grades (Compared) / Mathematics / All Students

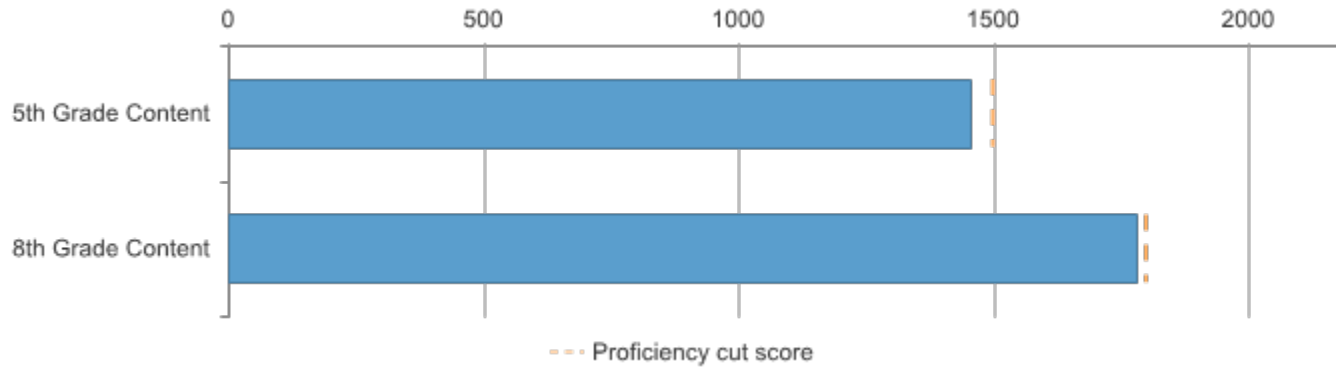
Location Type	Location Name	Assessment Program	Assessment Subject	Grade Level Content	Percent Students Advanced or Proficient	Percent Advanced	Percent Proficient	Percent Partially Proficient	Percent Not Proficient	Percent Partially or Not Proficient	Number Assessed
District	Martin Luther King, Jr. Education Center Academy	M-STEP	Mathematics Overall	6th Grade Content	≤20%	≤20%	≤20%	≤20%	≥80%	≥80%	26
District	Martin Luther King, Jr. Education Center Academy	M-STEP	Mathematics Overall	7th Grade Content	≤20%	≤20%	≤20%	≤20%	*	≥80%	24
District	Martin Luther King, Jr. Education Center Academy	PSAT	Mathematics Overall	8th Grade Content	≤20%	≤20%	≤20%	*	*	≥80%	21
School	Martin Luther King, Jr. Education Center Academy	M-STEP	Mathematics Overall	3rd Grade Content	≤20%	≤20%	≤20%	≤20%	≥80%	≥80%	27
School	Martin Luther King, Jr. Education Center Academy	M-STEP	Mathematics Overall	4th Grade Content	≤10%	≤10%	≤10%	*	*	≥90%	34

Grades 3-8 Assessments: Proficiency Snapshot Martin Luther King, Jr. Education Center Academy (07425): 2022-23 / M-STEP / All Grades (Compared) / Mathematics / All Students

Location Type	Location Name	Assessment Program	Assessment Subject	Grade Level Content	Percent Students Advanced or Proficient	Percent Advanced	Percent Proficient	Percent Partially Proficient	Percent Not Proficient	Percent Partially or Not Proficient	Number Assessed
School	Martin Luther King, Jr. Education Center Academy	M-STEP	Mathematics Overall	5th Grade Content	15.2%	≤10%	≤10%	30.3%	54.5%	84.8%	33
School	Martin Luther King, Jr. Education Center Academy	M-STEP	Mathematics Overall	6th Grade Content	≤20%	≤20%	≤20%	≤20%	≥80%	≥80%	26
School	Martin Luther King, Jr. Education Center Academy	M-STEP	Mathematics Overall	7th Grade Content	≤20%	≤20%	≤20%	≤20%	*	≥80%	24
School	Martin Luther King, Jr. Education Center Academy	PSAT	Mathematics Overall	8th Grade Content	≤20%	≤20%	≤20%	*	*	≥80%	21

Grades 3-8 Assessments: Scaled Scores Snapshot Martin Luther King, Jr. Education Center Academy (07425):
2022-23 / M-STEP / All Grades (Compared) / Social Studies / All Students

Mean Scaled Score



Grades 3-8 Assessments: Scaled Scores Snapshot Martin Luther King, Jr. Education Center Academy (07425):
2022-23 / M-STEP / All Grades (Compared) / Social Studies / All Students

Location Name	Assessment Program	Assessment Subject	Grade	Report Category	Number Students Advanced or Proficient	Number Advanced	Number Proficient	Number Partially Proficient	Number Not Proficient	Partially or Not Proficient	Number Assessed	Mean Scaled Score	Standard Deviation
Martin Luther King, Jr. Education Center Academy	M-STEP	Social Studies	5th Grade Content	All Students	<3	<3	<3	*	*	*	34	1455.2	13.2
Martin Luther King, Jr. Education Center Academy	M-STEP	Social Studies	8th Grade Content	All Students	3	<3	*	11	7	18	21	1779.5	17.1

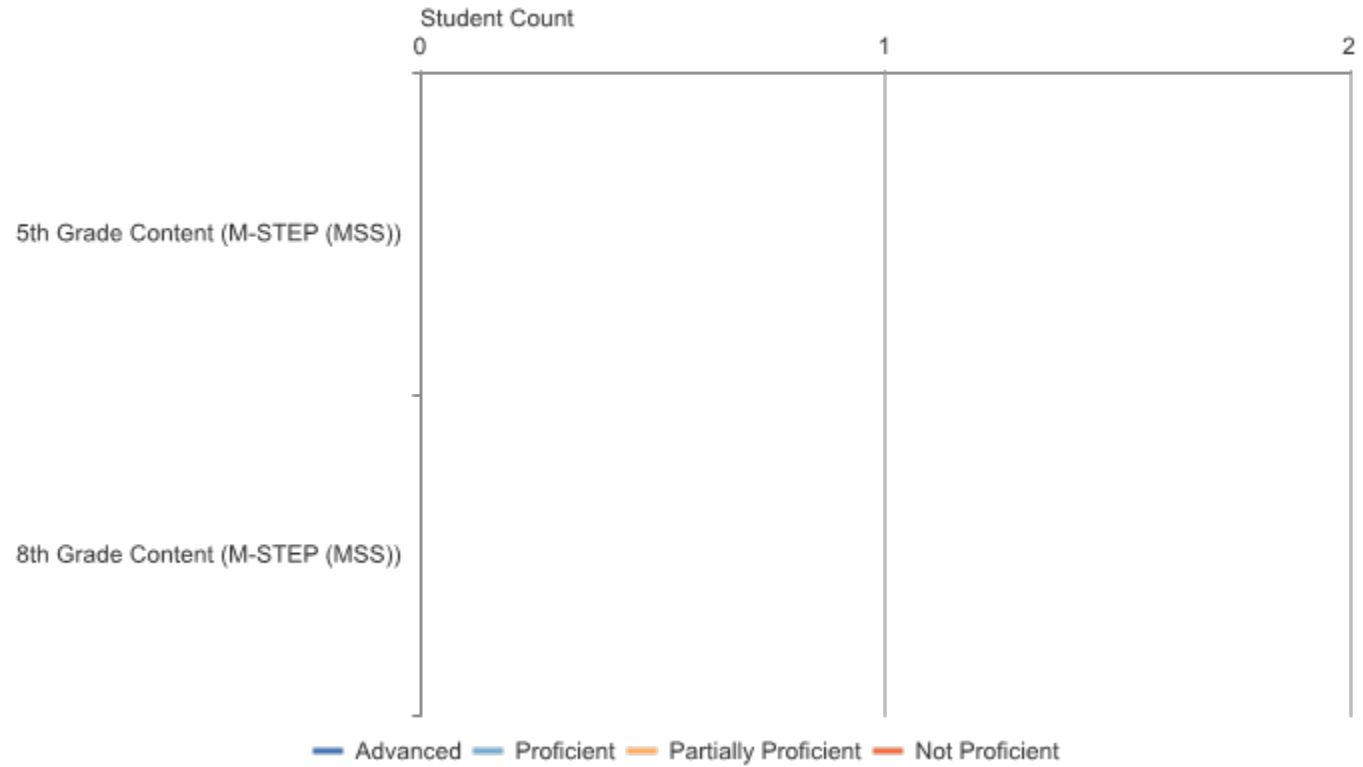
Grades 3-8 Assessments: Scaled Scores Snapshot Martin Luther King, Jr. Education Center Academy (07425):
2022-23 / M-STEP / All Grades (Compared) / Social Studies / All Students

Location Type	Location Name	Assessment Program	Assessment Subject	Grade	Report Category	Number Students Advanced or Proficient	Number Advanced	Number Proficient	Number Partially Proficient	Number Not Proficient	Partially or Not Proficient	Number Assessed	Mean Scaled Score	Standard Deviation
Statewide	Statewide	M-STEP	Social Studies	5th Grade Content	All Students	18369	2480	15889	53399	26799	80198	98567	1475.4	25.1
Statewide	Statewide	M-STEP	Social Studies	8th Grade Content	All Students	26686	6380	20306	40166	33092	73258	99944	1785.5	25.7
ISD	Wayne RESA	M-STEP	Social Studies	5th Grade Content	All Students	2204	250	1954	9344	7286	16630	18834	1468.1	23.5
ISD	Wayne RESA	M-STEP	Social Studies	8th Grade Content	All Students	3370	735	2635	6939	8315	15254	18624	1778.6	24.0
District	Martin Luther King, Jr. Education Center Academy	M-STEP	Social Studies	5th Grade Content	All Students	<3	<3	<3	*	*	*	34	1455.2	13.2
District	Martin Luther King, Jr. Education Center Academy	M-STEP	Social Studies	8th Grade Content	All Students	3	<3	*	11	7	18	21	1779.5	17.1

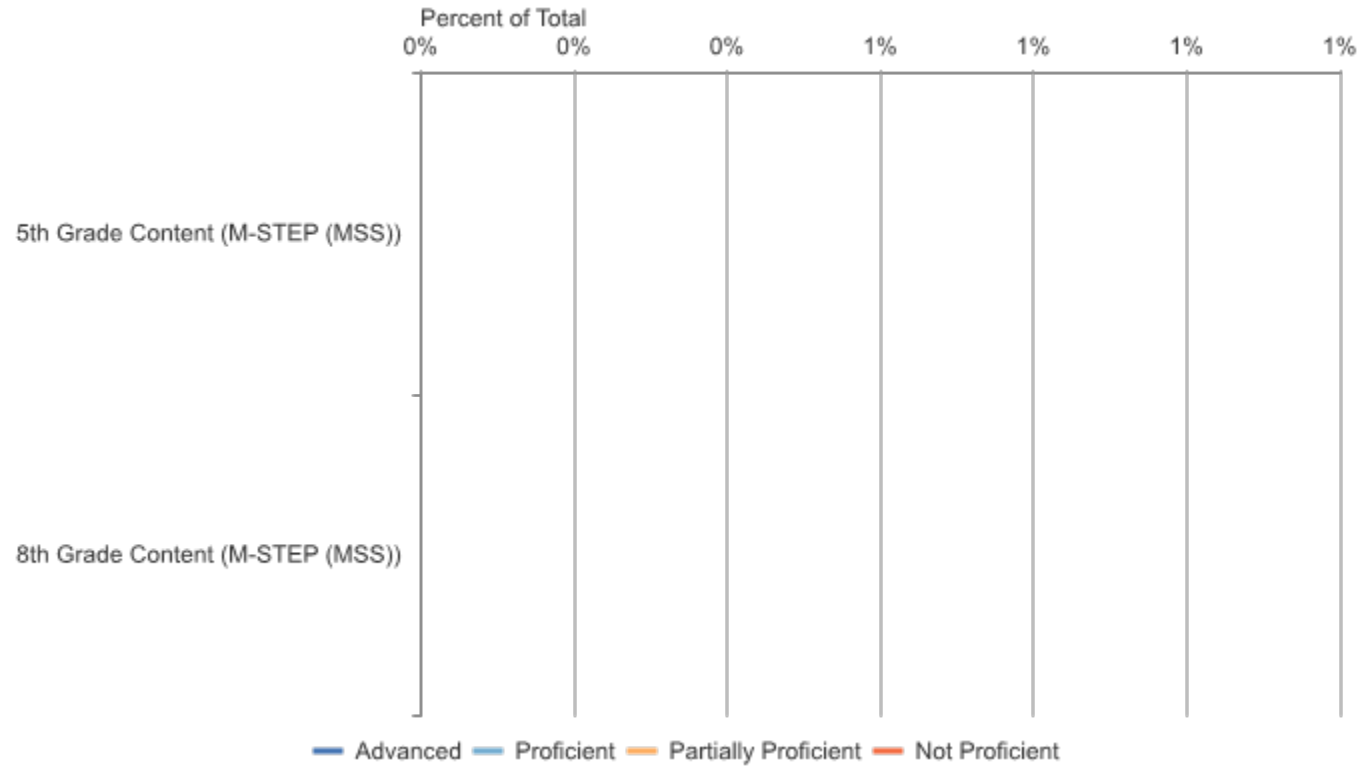
Grades 3-8 Assessments: Scaled Scores Snapshot Martin Luther King, Jr. Education Center Academy (07425):
 2022-23 / M-STEP / All Grades (Compared) / Social Studies / All Students

Location Type	Location Name	Assessment Program	Assessment Subject	Grade	Report Category	Number Students Advanced or Proficient	Number Advanced	Number Proficient	Number Partially Proficient	Number Not Proficient	Partially or Not Proficient	Number Assessed	Mean Scaled Score	Standard Deviation
School	Martin Luther King, Jr. Education Center Academy	M-STEP	Social Studies	5th Grade Content	All Students	<3	<3	<3	*	*	*	34	1455.2	13.2
School	Martin Luther King, Jr. Education Center Academy	M-STEP	Social Studies	8th Grade Content	All Students	3	<3	*	11	7	18	21	1779.5	17.1

Grades 3-8 Assessments: Performance Level Snapshot Martin Luther King, Jr. Education Center Academy (07425):
2022-23 / M-STEP / All Grades (Compared) / Science / All Students



Grades 3-8 Assessments: Performance Level Snapshot Martin Luther King, Jr. Education Center Academy (07425):
2022-23 / M-STEP / All Grades (Compared) / Science / All Students



Grades 3-8 Assessments: Performance Level Snapshot Martin Luther King, Jr. Education Center Academy (07425):
 2022-23 / M-STEP / All Grades (Compared) / Science / All Students

Assessment Name	Assessment Subject	Grade Level Content	Number Students Advanced or Proficient	Number Advanced	Number Proficient	Number Partially Proficient	Number Not Proficient	Partially or Not Proficient	Number Assessed
M-STEP (MSS)	Science	5th Grade Content	*	*	<10	*	<10	15	34
M-STEP (MSS)	Science	8th Grade Content	*	<10	*	<10	<10	1	21

Grades 3-8 Assessments: Performance Level Snapshot Martin Luther King, Jr. Education Center Academy (07425):
2022-23 / M-STEP / All Grades (Compared) / Science / All Students

Location Type	Location Name	Assessment Name	Assessment Subject	Grade Level Content	Number Students Advanced or Proficient	Number Advanced	Number Proficient	Number Partially Proficient	Number Not Proficient	Partially or Not Proficient	Number Assessed
Statewide	Statewide	M-STEP (MSS)	Science	5th Grade Content	38323	18325	19998	31876	28420	60296	98619
Statewide	Statewide	M-STEP (MSS)	Science	8th Grade Content	37402	10035	27367	29812	32791	62603	100005
Statewide	Statewide	M-STEP (MSS)	Physical Science	8th Grade Content	N/A	N/A	12758	60688	26559	N/A	100005
Statewide	Statewide	M-STEP (MSS)	Life Science	5th Grade Content	N/A	N/A	10696	53528	34395	N/A	98619
Statewide	Statewide	M-STEP (MSS)	Physical Science	5th Grade Content	N/A	N/A	9738	70033	18848	N/A	98619
Statewide	Statewide	M-STEP (MSS)	Earth Science	8th Grade Content	N/A	N/A	15420	50856	33729	N/A	100005
Statewide	Statewide	M-STEP (MSS)	Earth Science	5th Grade Content	N/A	N/A	13226	54400	30993	N/A	98619
Statewide	Statewide	M-STEP (MSS)	Life Science	8th Grade Content	N/A	N/A	10437	52424	37144	N/A	100005
ISD	Wayne RESA	M-STEP (MSS)	Science	5th Grade Content	4913	2113	2800	5726	8205	13931	18844
ISD	Wayne RESA	M-STEP (MSS)	Science	8th Grade Content	4921	1269	3652	5174	8515	13689	18610
ISD	Wayne RESA	M-STEP (MSS)	Earth Science	5th Grade Content	N/A	N/A	1517	8695	8632	N/A	18844
ISD	Wayne RESA	M-STEP (MSS)	Life Science	5th Grade Content	N/A	N/A	1271	8408	9165	N/A	18844
ISD	Wayne RESA	M-STEP (MSS)	Physical Science	5th Grade Content	N/A	N/A	1124	12641	5079	N/A	18844
ISD	Wayne RESA	M-STEP (MSS)	Life Science	8th Grade Content	N/A	N/A	1259	8188	9163	N/A	18610

Grades 3-8 Assessments: Performance Level Snapshot Martin Luther King, Jr. Education Center Academy (07425):
2022-23 / M-STEP / All Grades (Compared) / Science / All Students

Location Type	Location Name	Assessment Name	Assessment Subject	Grade Level Content	Number Students Advanced or Proficient	Number Advanced	Number Proficient	Number Partially Proficient	Number Not Proficient	Partially or Not Proficient	Number Assessed
ISD	Wayne RESA	M-STEP (MSS)	Physical Science	8th Grade Content	N/A	N/A	1740	10614	6256	N/A	18610
ISD	Wayne RESA	M-STEP (MSS)	Earth Science	8th Grade Content	N/A	N/A	1822	8173	8615	N/A	18610
District	Martin Luther King, Jr. Education Center Academy	M-STEP (MSS)	Science	5th Grade Content	*	*	<10	*	<10	15	34
District	Martin Luther King, Jr. Education Center Academy	M-STEP (MSS)	Science	8th Grade Content	*	<10	*	<10	<10	1	21
District	Martin Luther King, Jr. Education Center Academy	M-STEP (MSS)	Life Science	5th Grade Content	N/A	N/A	<10	*	*	N/A	34
District	Martin Luther King, Jr. Education Center Academy	M-STEP (MSS)	Earth Science	5th Grade Content	N/A	N/A	<10	*	<10	N/A	34
District	Martin Luther King, Jr. Education Center Academy	M-STEP (MSS)	Physical Science	5th Grade Content	N/A	N/A	<10	*	<10	N/A	34

Grades 3-8 Assessments: Performance Level Snapshot Martin Luther King, Jr. Education Center Academy (07425):
2022-23 / M-STEP / All Grades (Compared) / Science / All Students

Location Type	Location Name	Assessment Name	Assessment Subject	Grade Level Content	Number Students Advanced or Proficient	Number Advanced	Number Proficient	Number Partially Proficient	Number Not Proficient	Partially or Not Proficient	Number Assessed
District	Martin Luther King, Jr. Education Center Academy	M-STEP (MSS)	Life Science	8th Grade Content	N/A	N/A	<10	*	<10	N/A	21
District	Martin Luther King, Jr. Education Center Academy	M-STEP (MSS)	Earth Science	8th Grade Content	N/A	N/A	*	<10	<10	N/A	21
District	Martin Luther King, Jr. Education Center Academy	M-STEP (MSS)	Physical Science	8th Grade Content	N/A	N/A	*	<10	<10	N/A	21
School	Martin Luther King, Jr. Education Center Academy	M-STEP (MSS)	Science	5th Grade Content	*	*	<10	*	<10	15	34
School	Martin Luther King, Jr. Education Center Academy	M-STEP (MSS)	Science	8th Grade Content	*	<10	*	<10	<10	1	21
School	Martin Luther King, Jr. Education Center Academy	M-STEP (MSS)	Life Science	8th Grade Content	N/A	N/A	<10	*	<10	N/A	21

Grades 3-8 Assessments: Performance Level Snapshot Martin Luther King, Jr. Education Center Academy (07425):
2022-23 / M-STEP / All Grades (Compared) / Science / All Students

Location Type	Location Name	Assessment Name	Assessment Subject	Grade Level Content	Number Students Advanced or Proficient	Number Advanced	Number Proficient	Number Partially Proficient	Number Not Proficient	Partially or Not Proficient	Number Assessed
School	Martin Luther King, Jr. Education Center Academy	M-STEP (MSS)	Earth Science	8th Grade Content	N/A	N/A	*	<10	<10	N/A	21
School	Martin Luther King, Jr. Education Center Academy	M-STEP (MSS)	Physical Science	5th Grade Content	N/A	N/A	<10	*	<10	N/A	34
School	Martin Luther King, Jr. Education Center Academy	M-STEP (MSS)	Physical Science	8th Grade Content	N/A	N/A	*	<10	<10	N/A	21
School	Martin Luther King, Jr. Education Center Academy	M-STEP (MSS)	Earth Science	5th Grade Content	N/A	N/A	<10	*	<10	N/A	34
School	Martin Luther King, Jr. Education Center Academy	M-STEP (MSS)	Life Science	5th Grade Content	N/A	N/A	<10	*	*	N/A	34

Grades 3-8 Assessments: Performance Level Snapshot Martin Luther King, Jr. Education Center Academy (07425):
2022-23 / M-STEP / All Grades (Compared) / Science / All Students

Assessment Name	Assessment Subject	Grade Level Content	Percent Students Advanced or Proficient	Percent Advanced	Percent Proficient	Percent Partially Proficient	Percent Not Proficient	Percent Partially or Not Proficient	Number Assessed
M-STEP (MSS)	Science	5th Grade Content	*	*	*	*	*	44.1%	34
M-STEP (MSS)	Science	8th Grade Content	>95%	*	*	<5%	<5%	<5%	21

Grades 3-8 Assessments: Performance Level Snapshot Martin Luther King, Jr. Education Center Academy (07425):
2022-23 / M-STEP / All Grades (Compared) / Science / All Students

Location Type	Location Name	Assessment Name	Assessment Subject	Grade Level Content	Percent Students Advanced or Proficient	Percent Advanced	Percent Proficient	Percent Partially Proficient	Percent Not Proficient	Percent Partially or Not Proficient	Number Assessed
Statewide	Statewide	M-STEP (MSS)	Science	5th Grade Content	38.9%	18.6%	20.3%	32.3%	28.8%	61.1%	98619
Statewide	Statewide	M-STEP (MSS)	Science	8th Grade Content	37.4%	10.0%	27.4%	29.8%	32.8%	62.6%	100005
Statewide	Statewide	M-STEP (MSS)	Physical Science	8th Grade Content	N/A	N/A	12.8%	60.7%	26.6%	N/A	100005
Statewide	Statewide	M-STEP (MSS)	Life Science	5th Grade Content	N/A	N/A	10.8%	54.3%	34.9%	N/A	98619
Statewide	Statewide	M-STEP (MSS)	Physical Science	5th Grade Content	N/A	N/A	9.9%	71.0%	19.1%	N/A	98619
Statewide	Statewide	M-STEP (MSS)	Earth Science	8th Grade Content	N/A	N/A	15.4%	50.9%	33.7%	N/A	100005
Statewide	Statewide	M-STEP (MSS)	Earth Science	5th Grade Content	N/A	N/A	13.4%	55.2%	31.4%	N/A	98619
Statewide	Statewide	M-STEP (MSS)	Life Science	8th Grade Content	N/A	N/A	10.4%	52.4%	37.1%	N/A	100005
ISD	Wayne RESA	M-STEP (MSS)	Science	5th Grade Content	26.1%	11.2%	14.9%	30.4%	43.5%	73.9%	18844
ISD	Wayne RESA	M-STEP (MSS)	Science	8th Grade Content	26.4%	6.8%	19.6%	27.8%	45.8%	73.6%	18610
ISD	Wayne RESA	M-STEP (MSS)	Earth Science	5th Grade Content	N/A	N/A	8.1%	46.1%	45.8%	N/A	18844
ISD	Wayne RESA	M-STEP (MSS)	Life Science	5th Grade Content	N/A	N/A	6.7%	44.6%	48.6%	N/A	18844
ISD	Wayne RESA	M-STEP (MSS)	Physical Science	5th Grade Content	N/A	N/A	6.0%	67.1%	27.0%	N/A	18844
ISD	Wayne RESA	M-STEP (MSS)	Life Science	8th Grade Content	N/A	N/A	6.8%	44.0%	49.2%	N/A	18610

Grades 3-8 Assessments: Performance Level Snapshot Martin Luther King, Jr. Education Center Academy (07425):
2022-23 / M-STEP / All Grades (Compared) / Science / All Students

Location Type	Location Name	Assessment Name	Assessment Subject	Grade Level Content	Percent Students Advanced or Proficient	Percent Advanced	Percent Proficient	Percent Partially Proficient	Percent Not Proficient	Percent Partially or Not Proficient	Number Assessed
ISD	Wayne RESA	M-STEP (MSS)	Physical Science	8th Grade Content	N/A	N/A	9.3%	57.0%	33.6%	N/A	18610
ISD	Wayne RESA	M-STEP (MSS)	Earth Science	8th Grade Content	N/A	N/A	9.8%	43.9%	46.3%	N/A	18610
District	Martin Luther King, Jr. Education Center Academy	M-STEP (MSS)	Science	5th Grade Content	*	*	*	*	*	44.1%	34
District	Martin Luther King, Jr. Education Center Academy	M-STEP (MSS)	Science	8th Grade Content	>95%	*	*	<5%	<5%	<5%	21
District	Martin Luther King, Jr. Education Center Academy	M-STEP (MSS)	Life Science	5th Grade Content	N/A	N/A	*	*	*	N/A	34
District	Martin Luther King, Jr. Education Center Academy	M-STEP (MSS)	Earth Science	5th Grade Content	N/A	N/A	*	*	*	N/A	34
District	Martin Luther King, Jr. Education Center Academy	M-STEP (MSS)	Physical Science	5th Grade Content	N/A	N/A	*	*	*	N/A	34

Grades 3-8 Assessments: Performance Level Snapshot Martin Luther King, Jr. Education Center Academy (07425):
2022-23 / M-STEP / All Grades (Compared) / Science / All Students

Location Type	Location Name	Assessment Name	Assessment Subject	Grade Level Content	Percent Students Advanced or Proficient	Percent Advanced	Percent Proficient	Percent Partially Proficient	Percent Not Proficient	Percent Partially or Not Proficient	Number Assessed
District	Martin Luther King, Jr. Education Center Academy	M-STEP (MSS)	Life Science	8th Grade Content	N/A	N/A	*	*	*	N/A	21
District	Martin Luther King, Jr. Education Center Academy	M-STEP (MSS)	Earth Science	8th Grade Content	N/A	N/A	*	*	<5%	N/A	21
District	Martin Luther King, Jr. Education Center Academy	M-STEP (MSS)	Physical Science	8th Grade Content	N/A	N/A	*	*	<5%	N/A	21
School	Martin Luther King, Jr. Education Center Academy	M-STEP (MSS)	Science	5th Grade Content	*	*	*	*	*	44.1%	34
School	Martin Luther King, Jr. Education Center Academy	M-STEP (MSS)	Science	8th Grade Content	>95%	*	*	<5%	<5%	<5%	21
School	Martin Luther King, Jr. Education Center Academy	M-STEP (MSS)	Life Science	8th Grade Content	N/A	N/A	*	*	*	N/A	21

Grades 3-8 Assessments: Performance Level Snapshot Martin Luther King, Jr. Education Center Academy (07425):
2022-23 / M-STEP / All Grades (Compared) / Science / All Students

Location Type	Location Name	Assessment Name	Assessment Subject	Grade Level Content	Percent Students Advanced or Proficient	Percent Advanced	Percent Proficient	Percent Partially Proficient	Percent Not Proficient	Percent Partially or Not Proficient	Number Assessed
School	Martin Luther King, Jr. Education Center Academy	M-STEP (MSS)	Earth Science	8th Grade Content	N/A	N/A	*	*	<5%	N/A	21
School	Martin Luther King, Jr. Education Center Academy	M-STEP (MSS)	Physical Science	5th Grade Content	N/A	N/A	*	*	*	N/A	34
School	Martin Luther King, Jr. Education Center Academy	M-STEP (MSS)	Physical Science	8th Grade Content	N/A	N/A	*	*	<5%	N/A	21
School	Martin Luther King, Jr. Education Center Academy	M-STEP (MSS)	Earth Science	5th Grade Content	N/A	N/A	*	*	*	N/A	34
School	Martin Luther King, Jr. Education Center Academy	M-STEP (MSS)	Life Science	5th Grade Content	N/A	N/A	*	*	*	N/A	34